

S	M	T	W	T	F	S
X	X	X	X	X	X	X
X	X	X	X	X	X	X
X	X	X	X	X	X	X
X	X	X	X	X	X	X



Cleaning Innovations That Matter.

RECOMMENDED
Products & Equipment

Cleaning rag Spray Bottle

2A  pH7Q Dual

3A  pH7Q Dual

TIPS FOR TASKS

Never mix different chemicals.
Do dry procedures before wet procedures. Spray chemicals onto towel, not onto surfaces.
Break large jobs into 10 X 10 work areas.

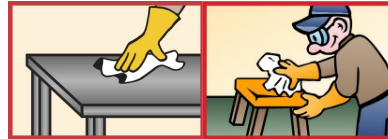


1 Preparation and Safety

- a. Gather supplies and PPE
- b. Read SDS and label instructions



2 Pre-clean heavily soiled areas.




2A


3 Disinfect hard, non-porous surfaces with a sponge, brush, cloth, mop, auto scrubber, mechanical spray device, coarse pump or trigger spray device. For spray applications, spray 6-8 inches from surface. Do not breathe spray.



3A



4 Allow to dwell for the appropriate time (as indicated on the product label).



5 Allow to air dry.

