

**Survey of Entering Student Engagement - Walters State Community College (2017 Administration)**

**2017 Benchmark Scores Report - Main Survey**

Comparison Group: Medium Colleges in the 2017 Cohort\*

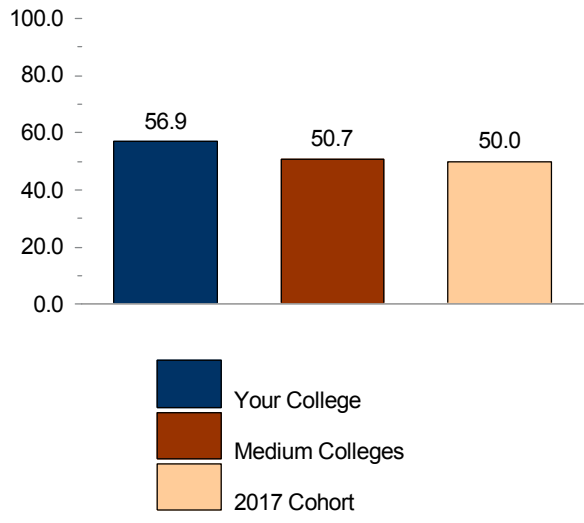
Entering Students Only

[Weighted]

Benchmark	Your College	Medium Colleges		2017 Cohort	
	Score	Score	Difference	Score	Difference
Early Connections	56.9	50.7	6.1	50.0	6.9
High Expectations and Aspirations	53.0	49.7	3.3	50.0	3.0
Clear Academic Plan and Pathway	57.7	49.9	7.8	50.0	7.7
Effective Track to College Readiness	49.5	49.2	0.3	50.0	-0.5
Engaged Learning	52.6	49.6	3.0	50.0	2.6
Academic and Social Support Network	53.4	50.0	3.4	50.0	3.4

\* The comparison group and cohort columns on this page INCLUDE your college.

**Survey of Entering Student Engagement**  
**Walters State Community College (2017 Administration)**  
**2017 Benchmark Bar Chart - Main Survey**  
Comparison Group: Medium Colleges in the 2017 Cohort\*  
Entering Students Only  
[Weighted]  
Early Connections (EARLYCON)



\* The comparison group and cohort bars on this page INCLUDE your college.

30NOV17

**Survey of Entering Student Engagement - Walters State Community College (2017 Administration)**

**2017 Benchmark Means Report - Main Survey**

Comparison Group: Medium Colleges in the 2017 Cohort\*

Entering Students Only

[Weighted]

Early Connections (EARLYCON)

		Your College	Medium Colleges		2017 Cohort	
Item	Variable	Mean	Mean	Effect Size**	Mean	Effect Size**
Item 18: Think about your experiences from the time of your decision to attend this college through the end of the first three weeks of your first semester/quarter.						
1 = Strongly disagree, 2 = Disagree, 3 = Neutral, 4 = Agree, 5 = Strongly agree						
18a. The very first time I came to this college I felt welcome [EARLYCON]	WELCOME	4.24	4.06	0.24**	4.05	0.25**
18i. The college provided me with adequate information about financial assistance (scholarships, grants, loans, etc.) [EARLYCON]	FAINFO	3.78	3.52	0.23**	3.50	0.25**
18j. A college staff member helped me determine whether I qualified for financial assistance [EARLYCON]	QUALFA	3.51	3.13	0.32**	3.10	0.35**
18p. At least one college staff member (other than an instructor) learned my name [EARLYCON]	CSTAFNAM	3.47	3.37		3.33	
One or more items in this benchmark are not suited to means calculations. Please see the Frequency Distribution that follows for these items.						

\* The comparison group and cohort columns on this page EXCLUDE your college.

\*\* T-test: 2-tailed

If a row contains less than 50 respondents, interpret the comparison results cautiously.

**Survey of Entering Student Engagement - Walters State Community College (2017 Administration)**

**2017 Benchmark Frequency Distributions - Main Survey**

Comparison Group: Medium Colleges in the 2017 Cohort\*

Entering Students Only

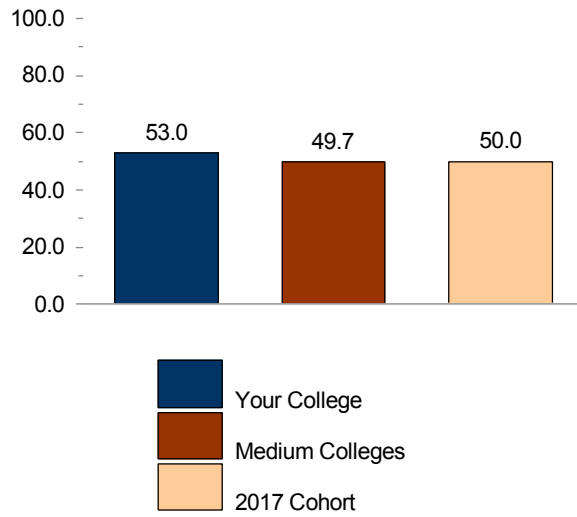
[Weighted]

Early Connections (EARLYCON)

			Your College		Medium Colleges		2017 Cohort	
Item	Variable	Responses	Count	Percent	Count	Percent	Count	Percent
<b>Item 18: Think about your experiences from the time of your decision to attend this college through the end of the first three weeks of your first semester/quarter.</b>								
18a. The very first time I came to this college I felt welcome [EARLYCON]	WELCOME	Strongly disagree	1	0.2	101	0.5	554	0.6
		Disagree	6	1.0	397	1.8	1,707	1.7
		Neutral	68	11.7	4,658	20.9	21,121	21.5
		Agree	284	48.7	10,059	45.1	44,011	44.9
		Strongly agree	224	38.4	7,068	31.7	30,704	31.3
		<b>Total</b>	<b>583</b>	<b>100.0</b>	<b>22,283</b>	<b>100.0</b>	<b>98,097</b>	<b>100.0</b>
18i. The college provided me with adequate information about financial assistance (scholarships, grants, loans, etc.) [EARLYCON]	FAINFO	Strongly disagree	12	2.0	1,238	5.6	5,657	5.8
		Disagree	53	9.1	2,921	13.1	13,278	13.6
		Neutral	141	24.2	5,746	25.8	25,452	26.0
		Agree	225	38.5	7,592	34.2	33,219	33.9
		Strongly agree	152	26.1	4,733	21.3	20,311	20.7
		<b>Total</b>	<b>583</b>	<b>100.0</b>	<b>22,230</b>	<b>100.0</b>	<b>97,916</b>	<b>100.0</b>
18j. A college staff member helped me determine whether I qualified for financial assistance [EARLYCON]	QUALFA	Strongly disagree	22	3.8	2,102	9.5	9,474	9.7
		Disagree	105	18.2	5,392	24.3	24,667	25.3
		Neutral	152	26.3	5,777	26.0	25,413	26.0
		Agree	154	26.7	5,342	24.1	22,948	23.5
		Strongly agree	145	25.1	3,571	16.1	15,156	15.5
		<b>Total</b>	<b>578</b>	<b>100.0</b>	<b>22,183</b>	<b>100.0</b>	<b>97,658</b>	<b>100.0</b>
18p. At least one college staff member (other than an instructor) learned my name [EARLYCON]	CSTAFNAM	Strongly disagree	46	7.9	2,407	10.8	10,864	11.1
		Disagree	105	18.0	4,186	18.8	19,510	19.9
		Neutral	133	22.8	4,089	18.4	17,985	18.4
		Agree	129	22.2	5,788	26.0	24,985	25.5
		Strongly agree	170	29.1	5,771	25.9	24,500	25.0
		<b>Total</b>	<b>583</b>	<b>100.0</b>	<b>22,240</b>	<b>100.0</b>	<b>97,844</b>	<b>100.0</b>
<b>Item 23</b>								
23. Was a specific person assigned to you so you could see him/her each time you needed information or assistance? [EARLYCON]	ASNPERS	Yes	211	36.9	7,477	34.5	31,168	32.8
		No	361	63.1	14,166	65.5	63,818	67.2
		<b>Total</b>	<b>571</b>	<b>100.0</b>	<b>21,642</b>	<b>100.0</b>	<b>94,986</b>	<b>100.0</b>

\* The comparison group and cohort columns on this page EXCLUDE your college.

**Survey of Entering Student Engagement**  
**Walters State Community College (2017 Administration)**  
**2017 Benchmark Bar Chart - Main Survey**  
Comparison Group: Medium Colleges in the 2017 Cohort\*  
Entering Students Only  
[Weighted]  
High Expectations and Aspirations (HIEXPACT)



\* The comparison group and cohort bars on this page INCLUDE your college.

**Survey of Entering Student Engagement - Walters State Community College (2017 Administration)**

**2017 Benchmark Means Report - Main Survey**

Comparison Group: Medium Colleges in the 2017 Cohort\*

Entering Students Only

[Weighted]

High Expectations and Aspirations (HIEEXPECT)

		Your College	Medium Colleges		2017 Cohort	
Item	Variable	Mean	Mean	Effect Size**	Mean	Effect Size**
Item 18: Think about your experiences from the time of your decision to attend this college through the end of the first three weeks of your first semester/quarter.						
1 = Strongly disagree, 2 = Disagree, 3 = Neutral, 4 = Agree, 5 = Strongly agree						
18b. The instructors at this college want me to succeed [HIEEXPECT]	WNTSCCD	4.38	4.30		4.30	
18t. I have the motivation to do what it takes to succeed in college [HIEEXPECT]	ITTAKES	4.32	4.35		4.37	
18u. I am prepared academically to succeed in college [HIEEXPECT]	ACPRPRD	4.19	4.25		4.27	
Item 19: During the first three weeks of your first semester/quarter at this college, about how often did you do the following?						
1 = Never, 2 = Once, 3 = Two or three times, 4 = Four or more times						
19c. Turn in an assignment late [HIEEXPECT]	LATETURN	1.40	1.49		1.47	
19d. Not turn in an assignment [HIEEXPECT]	NOTTURN	1.35	1.41		1.41	
19f. Come to class without completing readings or assignments [HIEEXPECT]	NOTCOMPL	1.45	1.61	-0.21**	1.61	-0.21**
19s. Skip class [HIEEXPECT]	SKIPCL	1.27	1.32		1.32	

\* The comparison group and cohort columns on this page EXCLUDE your college.

\*\* T-test: 2-tailed

If a row contains less than 50 respondents, interpret the comparison results cautiously.

**Survey of Entering Student Engagement - Walters State Community College (2017 Administration)**

**2017 Benchmark Frequency Distributions - Main Survey**

Comparison Group: Medium Colleges in the 2017 Cohort\*

Entering Students Only

[Weighted]

High Expectations and Aspirations (HIEEXPECT)

			Your College		Medium Colleges		2017 Cohort	
Item	Variable	Responses	Count	Percent	Count	Percent	Count	Percent
<b>Item 18: Think about your experiences from the time of your decision to attend this college through the end of the first three weeks of your first semester/quarter.</b>								
18b. The instructors at this college want me to succeed [HIEEXPECT]	WNTSCCD	Strongly disagree	2	0.3	71	0.3	215	0.2
		Disagree	2	0.4	126	0.6	581	0.6
		Neutral	41	7.1	2,419	10.9	10,619	10.9
		Agree	262	45.4	10,064	45.4	44,503	45.6
		Strongly agree	270	46.8	9,507	42.8	41,736	42.7
		<b>Total</b>	<b>578</b>	<b>100.0</b>	<b>22,187</b>	<b>100.0</b>	<b>97,654</b>	<b>100.0</b>
18t. I have the motivation to do what it takes to succeed in college [HIEEXPECT]	ITTAKES	Strongly disagree	2	0.3	130	0.6	549	0.6
		Disagree	12	2.0	300	1.4	1,297	1.3
		Neutral	68	11.7	2,359	10.6	10,013	10.2
		Agree	215	36.9	8,239	37.1	35,670	36.5
		Strongly agree	286	49.1	11,168	50.3	50,203	51.4
		<b>Total</b>	<b>583</b>	<b>100.0</b>	<b>22,196</b>	<b>100.0</b>	<b>97,732</b>	<b>100.0</b>
18u. I am prepared academically to succeed in college [HIEEXPECT]	ACPRPRD	Strongly disagree	2	0.3	147	0.7	568	0.6
		Disagree	14	2.5	325	1.5	1,545	1.6
		Neutral	90	15.4	3,137	14.1	13,045	13.3
		Agree	242	41.4	8,915	40.1	38,856	39.7
		Strongly agree	235	40.4	9,733	43.7	43,941	44.9
		<b>Total</b>	<b>583</b>	<b>100.0</b>	<b>22,258</b>	<b>100.0</b>	<b>97,954</b>	<b>100.0</b>
<b>Item 19: During the first three weeks of your first semester/quarter at this college, about how often did you do the following?</b>								
19c. Turn in an assignment late [HIEEXPECT]	LATETURN	Never	387	66.1	14,080	62.7	62,737	63.7
		Once	164	28.0	6,125	27.3	26,035	26.4
		Two or three times	32	5.5	1,957	8.7	8,476	8.6
		Four or more times	2	0.3	306	1.4	1,236	1.3
		<b>Total</b>	<b>586</b>	<b>100.0</b>	<b>22,467</b>	<b>100.0</b>	<b>98,484</b>	<b>100.0</b>
19d. Not turn in an assignment [HIEEXPECT]	NOTTURN	Never	427	74.4	15,465	70.3	67,575	69.9
		Once	106	18.4	4,555	20.7	20,560	21.3
		Two or three times	31	5.4	1,562	7.1	6,824	7.1
		Four or more times	10	1.8	418	1.9	1,672	1.7
		<b>Total</b>	<b>574</b>	<b>100.0</b>	<b>21,999</b>	<b>100.0</b>	<b>96,631</b>	<b>100.0</b>
19f. Come to class without completing readings or assignments [HIEEXPECT]	NOTCOMPL	Never	387	66.8	12,723	56.7	55,716	56.5
		Once	135	23.3	6,456	28.7	28,511	28.9
		Two or three times	47	8.2	2,652	11.8	11,552	11.7
		Four or more times	10	1.7	628	2.8	2,757	2.8
		<b>Total</b>	<b>579</b>	<b>100.0</b>	<b>22,459</b>	<b>100.0</b>	<b>98,536</b>	<b>100.0</b>

\* The comparison group and cohort columns on this page EXCLUDE your college.

**Survey of Entering Student Engagement - Walters State Community College (2017 Administration)**

**2017 Benchmark Frequency Distributions - Main Survey**

Comparison Group: Medium Colleges in the 2017 Cohort\*

Entering Students Only

[Weighted]

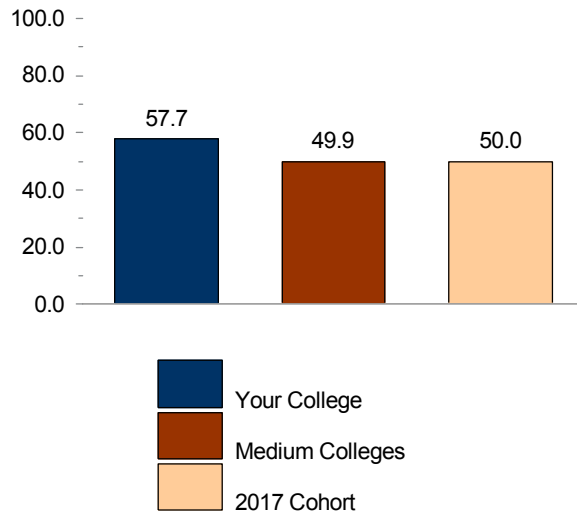
High Expectations and Aspirations (HIEEXPECT)

			Your College		Medium Colleges		2017 Cohort	
Item	Variable	Responses	Count	Percent	Count	Percent	Count	Percent
Item 19: During the first three weeks of your first semester/quarter at this college, about how often did you do the following?								
19s. Skip class [HIEEXPECT]	SKIPCL	Never	462	78.9	17,166	76.3	75,487	76.5
		Once	92	15.7	3,662	16.3	16,037	16.2
		Two or three times	27	4.7	1,353	6.0	5,924	6.0
		Four or more times	4	0.8	303	1.3	1,287	1.3
		Total	586	100.0	22,485	100.0	98,734	100.0

\* The comparison group and cohort columns on this page EXCLUDE your college.



**Survey of Entering Student Engagement**  
**Walters State Community College (2017 Administration)**  
**2017 Benchmark Bar Chart - Main Survey**  
Comparison Group: Medium Colleges in the 2017 Cohort\*  
Entering Students Only  
[Weighted]  
Clear Academic Plan and Pathway (ACADPLAN)



\* The comparison group and cohort bars on this page INCLUDE your college.

**Survey of Entering Student Engagement - Walters State Community College (2017 Administration)**

**2017 Benchmark Means Report - Main Survey**

Comparison Group: Medium Colleges in the 2017 Cohort\*

Entering Students Only

[Weighted]

Clear Academic Plan and Pathway (ACADPLAN)

		Your College	Medium Colleges		2017 Cohort	
Item	Variable	Mean	Mean	Effect Size**	Mean	Effect Size**
Item 18: Think about your experiences from the time of your decision to attend this college through the end of the first three weeks of your first semester/quarter.						
1 = Strongly disagree, 2 = Disagree, 3 = Neutral, 4 = Agree, 5 = Strongly agree						
18d. I was able to meet with an academic advisor at times convenient for me [ACADPLAN]	AACONTIM	4.08	3.83	0.27**	3.83	0.26**
18e. An advisor helped me to select a course of study, program, or major [ACADPLAN]	AASELMAJ	3.97	3.74	0.21**	3.76	
18f. An advisor helped me to set academic goals and to create a plan for achieving them [ACADPLAN]	ACADGOAL	3.58	3.36		3.39	
18g. An advisor helped me to identify the courses I needed to take during my first semester/quarter [ACADPLAN]	CRSADV	4.19	3.93	0.25**	3.96	0.23**
18h. A college staff member talked with me about my commitments outside of school (work, children, dependents, etc.) to help me figure out how many courses to take [ACADPLAN]	OSCOMM	3.35	2.97	0.32**	2.95	0.34**

\* The comparison group and cohort columns on this page EXCLUDE your college.

\*\* T-test: 2-tailed

If a row contains less than 50 respondents, interpret the comparison results cautiously.

**Survey of Entering Student Engagement - Walters State Community College (2017 Administration)**

**2017 Benchmark Frequency Distributions - Main Survey**

Comparison Group: Medium Colleges in the 2017 Cohort\*

Entering Students Only

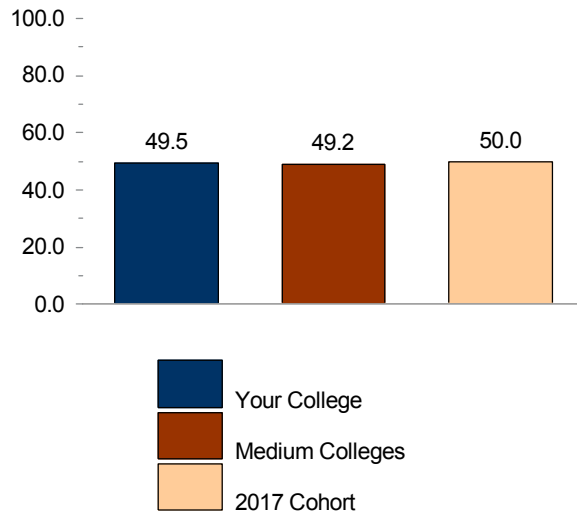
[Weighted]

Clear Academic Plan and Pathway (ACADPLAN)

			Your College		Medium Colleges		2017 Cohort	
Item	Variable	Responses	Count	Percent	Count	Percent	Count	Percent
Item 18: Think about your experiences from the time of your decision to attend this college through the end of the first three weeks of your first semester/quarter.								
18d. I was able to meet with an academic advisor at times convenient for me [ACADPLAN]	AACONTIM	Strongly disagree	6	1.1	478	2.2	2,089	2.1
		Disagree	22	3.8	1,461	6.6	6,527	6.7
		Neutral	109	18.9	5,414	24.5	23,436	24.1
		Agree	225	38.9	8,811	39.9	38,999	40.1
		Strongly agree	215	37.3	5,919	26.8	26,212	26.9
		<b>Total</b>	<b>577</b>	<b>100.0</b>	<b>22,083</b>	<b>100.0</b>	<b>97,262</b>	<b>100.0</b>
18e. An advisor helped me to select a course of study, program, or major [ACADPLAN]	AASELMAJ	Strongly disagree	14	2.5	1,008	4.5	4,152	4.2
		Disagree	41	7.0	2,695	12.1	11,351	11.6
		Neutral	109	18.6	4,066	18.3	17,689	18.1
		Agree	202	34.6	7,866	35.4	35,186	35.9
		Strongly agree	217	37.3	6,604	29.7	29,563	30.2
		<b>Total</b>	<b>583</b>	<b>100.0</b>	<b>22,239</b>	<b>100.0</b>	<b>97,942</b>	<b>100.0</b>
18f. An advisor helped me to set academic goals and to create a plan for achieving them [ACADPLAN]	ACADGOAL	Strongly disagree	7	1.2	1,320	5.9	5,464	5.6
		Disagree	90	15.6	4,153	18.7	17,927	18.3
		Neutral	175	30.1	6,382	28.8	27,351	28.0
		Agree	176	30.3	5,967	26.9	27,258	27.9
		Strongly agree	133	22.9	4,371	19.7	19,723	20.2
		<b>Total</b>	<b>581</b>	<b>100.0</b>	<b>22,192</b>	<b>100.0</b>	<b>97,723</b>	<b>100.0</b>
18g. An advisor helped me to identify the courses I needed to take during my first semester/quarter [ACADPLAN]	CRSADV	Strongly disagree	8	1.3	800	3.6	3,156	3.2
		Disagree	18	3.1	1,762	7.9	7,306	7.5
		Neutral	52	8.9	3,136	14.1	13,166	13.4
		Agree	284	48.8	9,042	40.7	40,752	41.6
		Strongly agree	221	37.9	7,495	33.7	33,519	34.2
		<b>Total</b>	<b>583</b>	<b>100.0</b>	<b>22,236</b>	<b>100.0</b>	<b>97,899</b>	<b>100.0</b>
18h. A college staff member talked with me about my commitments outside of school (work, children, dependents, etc.) to help me figure out how many courses to take [ACADPLAN]	OSCOMM	Strongly disagree	33	5.7	2,452	11.0	10,972	11.2
		Disagree	122	20.9	6,449	29.0	29,067	29.7
		Neutral	156	26.7	5,578	25.1	24,863	25.4
		Agree	153	26.3	4,733	21.3	20,129	20.6
		Strongly agree	119	20.4	3,008	13.5	12,859	13.1
		<b>Total</b>	<b>583</b>	<b>100.0</b>	<b>22,220</b>	<b>100.0</b>	<b>97,890</b>	<b>100.0</b>

\* The comparison group and cohort columns on this page EXCLUDE your college.

**Survey of Entering Student Engagement**  
**Walters State Community College (2017 Administration)**  
**2017 Benchmark Bar Chart - Main Survey**  
Comparison Group: Medium Colleges in the 2017 Cohort\*  
Entering Students Only  
[Weighted]  
Effective Track to College Readiness (COLLREAD)



\* The comparison group and cohort bars on this page INCLUDE your college.

**Survey of Entering Student Engagement - Walters State Community College (2017 Administration)**

**2017 Benchmark Means Report - Main Survey**

Comparison Group: Medium Colleges in the 2017 Cohort\*

Entering Students Only

[Weighted]

Effective Track to College Readiness (COLLREAD)

		Your College	Medium Colleges		2017 Cohort	
Item	Variable	Mean	Mean	Effect Size**	Mean	Effect Size**
Item 21: Think about your experiences from the time of your decision to attend this college through the end of the first three weeks of your first semester/quarter. Within a class, or through another experience at this college:						
1 = Strongly disagree, 2 = Disagree, 3 = Neutral, 4 = Agree, 5 = Strongly agree						
21a. I learned to improve my study skills (listening, note taking, highlighting readings, working with others, etc.) [COLLREAD]	LNDSTUDY	4.06	4.03		4.03	
21b. I learned to understand my academic strengths and weaknesses [COLLREAD]	LNDACAWK	3.99	3.97		3.98	
21c. I learned skills and strategies to improve my test-taking ability [COLLREAD]	LNSKILLS	3.68	3.68		3.68	
One or more items in this benchmark are not suited to means calculations. Please see the Frequency Distribution that follows for these items.						

\* The comparison group and cohort columns on this page EXCLUDE your college.

\*\* T-test: 2-tailed

If a row contains less than 50 respondents, interpret the comparison results cautiously.

**Survey of Entering Student Engagement - Walters State Community College (2017 Administration)**

**2017 Benchmark Frequency Distributions - Main Survey**

Comparison Group: Medium Colleges in the 2017 Cohort\*

Entering Students Only

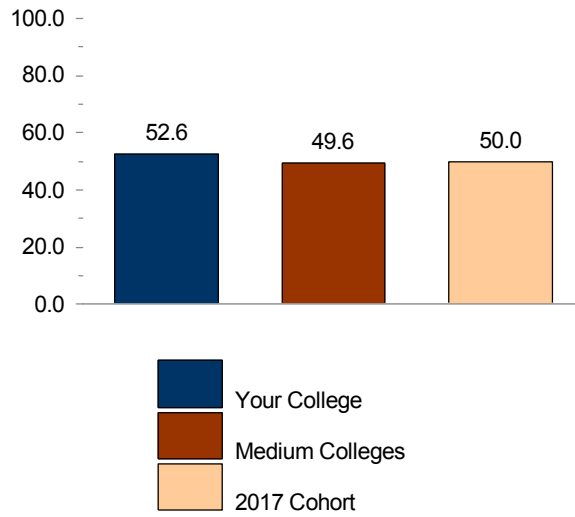
[Weighted]

Effective Track to College Readiness (COLLREAD)

			Your College		Medium Colleges		2017 Cohort	
Item	Variable	Responses	Count	Percent	Count	Percent	Count	Percent
<b>Item 12: Think about your experiences from the time of your decision to attend this college through the end of the first three weeks of your first semester/quarter.</b>								
12a. Before I could register for classes, I was required to take a placement test (COMPASS, ASSET, ACCUPLACER, SAT, ACT, etc.) to assess my skills in reading, writing, and/or math [COLLREAD]	REQPTST	Yes	490	84.0	18,010	81.5	80,819	83.0
		No	93	16.0	4,085	18.5	16,548	17.0
		<b>Total</b>	<b>583</b>	<b>100.0</b>	<b>22,095</b>	<b>100.0</b>	<b>97,367</b>	<b>100.0</b>
12b. I took a placement test (COMPASS, ASSET, ACCUPLACER, SAT, ACT, etc.) [COLLREAD]	TKPTST	Yes	504	88.3	18,684	86.5	83,109	87.3
		No	66	11.7	2,925	13.5	12,090	12.7
		<b>Total</b>	<b>571</b>	<b>100.0</b>	<b>21,609</b>	<b>100.0</b>	<b>95,199</b>	<b>100.0</b>
<b>Item 14</b>								
14. This college required me to enroll in classes indicated by my placement test scores during my first semester/quarter [COLLREAD]	REQCLASS	Yes	370	63.6	14,284	64.8	65,454	67.5
		No	212	36.4	7,757	35.2	31,543	32.5
		<b>Total</b>	<b>583</b>	<b>100.0</b>	<b>22,041</b>	<b>100.0</b>	<b>96,997</b>	<b>100.0</b>
<b>Item 21: Think about your experiences from the time of your decision to attend this college through the end of the first three weeks of your first semester/quarter. Within a class, or through another experience at this college:</b>								
21a. I learned to improve my study skills (listening, note taking, highlighting readings, working with others, etc.) [COLLREAD]	LNDSTUDY	Strongly disagree	9	1.6	315	1.4	1,275	1.3
		Disagree	21	3.6	814	3.6	3,534	3.6
		Neutral	97	16.7	4,335	19.4	19,005	19.4
		Agree	250	43.0	9,321	41.8	40,927	41.8
		Strongly agree	204	35.0	7,535	33.8	33,278	34.0
		<b>Total</b>	<b>582</b>	<b>100.0</b>	<b>22,320</b>	<b>100.0</b>	<b>98,020</b>	<b>100.0</b>
21b. I learned to understand my academic strengths and weaknesses [COLLREAD]	LNDACAWK	Strongly disagree	8	1.3	279	1.3	1,109	1.1
		Disagree	17	3.0	829	3.7	3,501	3.6
		Neutral	125	21.5	4,784	21.5	21,278	21.7
		Agree	257	44.2	9,845	44.2	42,739	43.7
		Strongly agree	175	30.1	6,550	29.4	29,281	29.9
		<b>Total</b>	<b>582</b>	<b>100.0</b>	<b>22,288</b>	<b>100.0</b>	<b>97,908</b>	<b>100.0</b>
21c. I learned skills and strategies to improve my test-taking ability [COLLREAD]	LNDSKLLS	Strongly disagree	16	2.7	601	2.7	2,453	2.5
		Disagree	43	7.4	2,076	9.3	8,936	9.1
		Neutral	197	33.8	6,842	30.7	30,239	30.9
		Agree	184	31.6	7,220	32.4	31,885	32.6
		Strongly agree	143	24.5	5,558	24.9	24,435	24.9
		<b>Total</b>	<b>582</b>	<b>100.0</b>	<b>22,297</b>	<b>100.0</b>	<b>97,948</b>	<b>100.0</b>

\* The comparison group and cohort columns on this page EXCLUDE your college.

**Survey of Entering Student Engagement**  
**Walters State Community College (2017 Administration)**  
**2017 Benchmark Bar Chart - Main Survey**  
Comparison Group: Medium Colleges in the 2017 Cohort\*  
Entering Students Only  
[Weighted]  
Engaged Learning (ENGAGLRN)



\* The comparison group and cohort bars on this page INCLUDE your college.

30NOV17

**Survey of Entering Student Engagement - Walters State Community College (2017 Administration)**

**2017 Benchmark Means Report - Main Survey**

Comparison Group: Medium Colleges in the 2017 Cohort\*

Entering Students Only

[Weighted]

Engaged Learning (ENGAGLRN)

		Your College	Medium Colleges		2017 Cohort	
Item	Variable	Mean	Mean	Effect Size**	Mean	Effect Size**
<b>Item 19: During the first three weeks of your first semester/quarter at this college, about how often did you do the following?</b>						
1 = Never, 2 = Once, 3 = Two or three times, 4 = Four or more times						
19a. Ask questions in class or contribute to class discussions [ENGAGLRN]	ASKQUES	2.70	2.78		2.79	
19b. Prepare at least two drafts of a paper or assignment before turning it in [ENGAGLRN]	PREPDRFT	2.15	2.09		2.11	
19e. Participate in supplemental instruction (extra class sessions with an instructor, tutor, or experienced student) [ENGAGLRN]	SUPINSTR	1.46	1.53		1.54	
19g. Work with other students on a project or assignment during class [ENGAGLRN]	PINCLASS	2.47	2.47		2.46	
19h. Work with classmates outside of class on class projects or assignments [ENGAGLRN]	PREPOUTC	1.75	1.60		1.60	
19i. Participate in a required study group outside of class [ENGAGLRN]	GRPSTUDY	1.38	1.30		1.31	
19j. Participate in a student-initiated (not required) study group outside of class [ENGAGLRN]	NRGSTUDY	1.38	1.30		1.31	
19k. Use an electronic tool (e-mail, text messaging, Facebook, MySpace, class Web site, etc.) to communicate with another student about coursework [ENGAGLRN]	USEINTMG	2.39	2.17		2.19	
19l. Use an electronic tool (e-mail, text messaging, Facebook, MySpace, class Web site, etc.) to communicate with an instructor about coursework [ENGAGLRN]	MAILFAC	2.51	2.25	0.26**	2.25	0.26**
19m. Discuss an assignment or grade with an instructor [ENGAGLRN]	FACASSN	2.17	2.06		2.07	
19n. Ask for help from an instructor regarding questions or problems related to a class [ENGAGLRN]	CLASSREL	2.34	2.33		2.34	
19o. Receive prompt written or oral feedback from instructors on your performance [ENGAGLRN]	FEEDBACK	2.34	2.33		2.34	
19q. Discuss ideas from your readings or classes with instructors outside of class [ENGAGLRN]	FACIDOC	1.54	1.57		1.59	
<b>Item 20.2: Think about your experiences from the time of your decision to attend this college through the end of the first three weeks of your first semester/quarter. How often did you use the following services?</b>						
1 = Never, 2 = Once, 3 = Two or three times, 4 = Four or more times						
20.2d. Face-to-face tutoring [ENGAGLRN]	FFTUSE	1.23	1.29		1.31	
20.2f. Writing, math, or other skill lab [ENGAGLRN]	SKLABUSE	1.67	1.67		1.66	
20.2h. Computer lab [ENGAGLRN]	COMLBUSE	2.13	2.04		2.02	

\* The comparison group and cohort columns on this page EXCLUDE your college.

\*\* T-test: 2-tailed

If a row contains less than 50 respondents, interpret the comparison results cautiously.



**Survey of Entering Student Engagement - Walters State Community College (2017 Administration)**

**2017 Benchmark Frequency Distributions - Main Survey**

Comparison Group: Medium Colleges in the 2017 Cohort\*

Entering Students Only

[Weighted]

Engaged Learning (ENGAGLRN)

			Your College		Medium Colleges		2017 Cohort	
Item	Variable	Responses	Count	Percent	Count	Percent	Count	Percent
<b>Item 19: During the first three weeks of your first semester/quarter at this college, about how often did you do the following?</b>								
19a. Ask questions in class or contribute to class discussions [ENGAGLRN]	ASKQUES	Never	60	10.1	2,191	9.7	8,736	8.8
		Once	156	26.4	5,437	24.1	24,264	24.5
		Two or three times	276	46.8	10,100	44.8	45,021	45.5
		Four or more times	99	16.7	4,803	21.3	20,912	21.1
		<b>Total</b>	<b>590</b>	<b>100.0</b>	<b>22,531</b>	<b>100.0</b>	<b>98,932</b>	<b>100.0</b>
19b. Prepare at least two drafts of a paper or assignment before turning it in [ENGAGLRN]	PREPDRFT	Never	149	25.8	6,824	30.6	29,170	29.8
		Once	226	39.1	7,936	35.6	35,165	35.9
		Two or three times	168	29.1	6,147	27.6	27,380	27.9
		Four or more times	35	6.1	1,363	6.1	6,272	6.4
		<b>Total</b>	<b>577</b>	<b>100.0</b>	<b>22,271</b>	<b>100.0</b>	<b>97,987</b>	<b>100.0</b>
19e. Participate in supplemental instruction (extra class sessions with an instructor, tutor, or experienced student) [ENGAGLRN]	SUPINSTR	Never	410	70.0	15,234	67.7	65,887	66.7
		Once	103	17.6	3,699	16.4	17,044	17.2
		Two or three times	50	8.5	2,491	11.1	11,057	11.2
		Four or more times	22	3.8	1,094	4.9	4,840	4.9
		<b>Total</b>	<b>585</b>	<b>100.0</b>	<b>22,518</b>	<b>100.0</b>	<b>98,828</b>	<b>100.0</b>
19g. Work with other students on a project or assignment during class [ENGAGLRN]	PINCLASS	Never	91	15.6	4,782	21.2	20,561	20.8
		Once	192	32.9	5,871	26.1	26,375	26.7
		Two or three times	236	40.3	8,449	37.5	37,213	37.7
		Four or more times	66	11.3	3,422	15.2	14,628	14.8
		<b>Total</b>	<b>585</b>	<b>100.0</b>	<b>22,524</b>	<b>100.0</b>	<b>98,777</b>	<b>100.0</b>
19h. Work with classmates outside of class on class projects or assignments [ENGAGLRN]	PREPOUTC	Never	303	52.1	14,246	63.6	61,561	62.7
		Once	147	25.2	4,121	18.4	18,965	19.3
		Two or three times	103	17.8	2,859	12.8	12,972	13.2
		Four or more times	28	4.9	1,181	5.3	4,747	4.8
		<b>Total</b>	<b>581</b>	<b>100.0</b>	<b>22,407</b>	<b>100.0</b>	<b>98,246</b>	<b>100.0</b>
19i. Participate in a required study group outside of class [ENGAGLRN]	GRPSTUDY	Never	435	74.7	18,394	81.7	79,952	81.0
		Once	89	15.2	2,107	9.4	10,174	10.3
		Two or three times	45	7.7	1,377	6.1	5,945	6.0
		Four or more times	14	2.3	640	2.8	2,690	2.7
		<b>Total</b>	<b>583</b>	<b>100.0</b>	<b>22,517</b>	<b>100.0</b>	<b>98,761</b>	<b>100.0</b>
19j. Participate in a student-initiated (not required) study group outside of class [ENGAGLRN]	NRGSTUDY	Never	431	74.0	18,207	81.2	79,247	80.6
		Once	93	15.9	2,288	10.2	10,587	10.8
		Two or three times	46	7.9	1,323	5.9	5,903	6.0
		Four or more times	13	2.2	597	2.7	2,560	2.6
		<b>Total</b>	<b>583</b>	<b>100.0</b>	<b>22,415</b>	<b>100.0</b>	<b>98,298</b>	<b>100.0</b>

\* The comparison group and cohort columns on this page EXCLUDE your college.

**Survey of Entering Student Engagement - Walters State Community College (2017 Administration)**

**2017 Benchmark Frequency Distributions - Main Survey**

Comparison Group: Medium Colleges in the 2017 Cohort\*

Entering Students Only

[Weighted]

Engaged Learning (ENGAGLRN)

Item	Variable	Responses	Your College		Medium Colleges		2017 Cohort	
			Count	Percent	Count	Percent	Count	Percent
<b>Item 19: During the first three weeks of your first semester/quarter at this college, about how often did you do the following?</b>								
19k. Use an electronic tool (e-mail, text messaging, Facebook, MySpace, class Web site, etc.) to communicate with another student about coursework [ENGAGLRN]	USEINTMG	Never	172	29.4	8,664	38.4	37,475	37.9
		Once	143	24.3	5,099	22.6	22,219	22.5
		Two or three times	143	24.5	4,966	22.0	22,093	22.4
		Four or more times	128	21.8	3,812	16.9	17,051	17.3
		<b>Total</b>	<b>586</b>	<b>100.0</b>	<b>22,541</b>	<b>100.0</b>	<b>98,837</b>	<b>100.0</b>
19l. Use an electronic tool (e-mail, text messaging, Facebook, MySpace, class Web site, etc.) to communicate with an instructor about coursework [ENGAGLRN]	MAILFAC	Never	123	21.1	6,889	30.7	30,251	30.8
		Once	149	25.6	6,203	27.7	27,157	27.6
		Two or three times	199	34.2	6,156	27.5	26,787	27.2
		Four or more times	111	19.1	3,168	14.1	14,156	14.4
		<b>Total</b>	<b>581</b>	<b>100.0</b>	<b>22,417</b>	<b>100.0</b>	<b>98,351</b>	<b>100.0</b>
19m. Discuss an assignment or grade with an instructor [ENGAGLRN]	FACASSN	Never	165	28.2	7,452	33.1	32,685	33.1
		Once	205	35.0	7,909	35.1	33,990	34.4
		Two or three times	166	28.3	5,567	24.7	24,662	25.0
		Four or more times	49	8.4	1,591	7.1	7,336	7.4
		<b>Total</b>	<b>585</b>	<b>100.0</b>	<b>22,519</b>	<b>100.0</b>	<b>98,673</b>	<b>100.0</b>
19n. Ask for help from an instructor regarding questions or problems related to a class [ENGAGLRN]	CLASSREL	Never	116	19.9	5,349	23.8	22,745	23.1
		Once	208	35.8	7,063	31.4	31,243	31.7
		Two or three times	203	34.8	7,464	33.2	32,600	33.1
		Four or more times	55	9.4	2,604	11.6	11,889	12.1
		<b>Total</b>	<b>581</b>	<b>100.0</b>	<b>22,480</b>	<b>100.0</b>	<b>98,477</b>	<b>100.0</b>
19o. Receive prompt written or oral feedback from instructors on your performance [ENGAGLRN]	FEEDBACK	Never	132	22.8	5,789	25.8	24,458	24.8
		Once	169	29.0	6,449	28.7	28,747	29.2
		Two or three times	231	39.7	7,287	32.5	32,101	32.6
		Four or more times	50	8.5	2,924	13.0	13,154	13.4
		<b>Total</b>	<b>582</b>	<b>100.0</b>	<b>22,449</b>	<b>100.0</b>	<b>98,461</b>	<b>100.0</b>
19q. Discuss ideas from your readings or classes with instructors outside of class [ENGAGLRN]	FACIDOC	Never	382	65.2	14,396	64.0	62,425	63.3
		Once	110	18.8	4,375	19.5	19,411	19.7
		Two or three times	74	12.7	2,637	11.7	11,823	12.0
		Four or more times	19	3.3	1,069	4.8	4,958	5.0
		<b>Total</b>	<b>585</b>	<b>100.0</b>	<b>22,477</b>	<b>100.0</b>	<b>98,617</b>	<b>100.0</b>
<b>Item 20.2: Think about your experiences from the time of your decision to attend this college through the end of the first three weeks of your first semester/quarter. How often did you use the following services?</b>								
20.2d. Face-to-face tutoring [ENGAGLRN]	FFTUSE	Never	479	84.0	17,781	82.7	77,279	81.6
		Once	60	10.6	1,952	9.1	9,067	9.6
		Two or three times	20	3.5	1,073	5.0	5,056	5.3
		Four or more times	11	2.0	685	3.2	3,276	3.5
		<b>Total</b>	<b>570</b>	<b>100.0</b>	<b>21,490</b>	<b>100.0</b>	<b>94,678</b>	<b>100.0</b>

\* The comparison group and cohort columns on this page EXCLUDE your college.

**Survey of Entering Student Engagement - Walters State Community College (2017 Administration)**

**2017 Benchmark Frequency Distributions - Main Survey**

Comparison Group: Medium Colleges in the 2017 Cohort\*

Entering Students Only

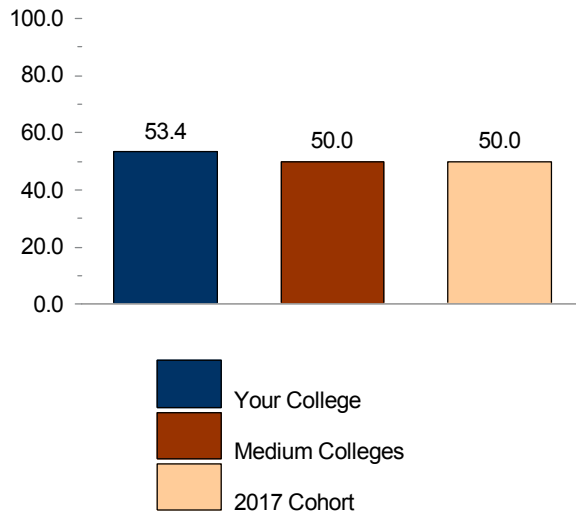
[Weighted]

Engaged Learning (ENGAGLRN)

			Your College		Medium Colleges		2017 Cohort	
Item	Variable	Responses	Count	Percent	Count	Percent	Count	Percent
Item 20.2: Think about your experiences from the time of your decision to attend this college through the end of the first three weeks of your first semester/quarter. How often did you use the following services?								
20.2f. Writing, math, or other skill lab [ENGAGLRN]	SKLABUSE	Never	364	64.5	14,237	66.6	62,231	66.2
		Once	76	13.5	2,442	11.4	12,121	12.9
		Two or three times	71	12.5	2,139	10.0	9,308	9.9
		Four or more times	54	9.5	2,570	12.0	10,357	11.0
		Total	565	100.0	21,388	100.0	94,016	100.0
20.2h. Computer lab [ENGAGLRN]	COMLBUSE	Never	261	46.3	10,266	47.8	45,844	48.4
		Once	83	14.8	3,857	17.9	17,323	18.3
		Two or three times	102	18.2	3,613	16.8	15,651	16.5
		Four or more times	117	20.8	3,762	17.5	15,863	16.8
		Total	563	100.0	21,498	100.0	94,680	100.0

\* The comparison group and cohort columns on this page EXCLUDE your college.

**Survey of Entering Student Engagement**  
**Walters State Community College (2017 Administration)**  
**2017 Benchmark Bar Chart - Main Survey**  
Comparison Group: Medium Colleges in the 2017 Cohort\*  
Entering Students Only  
[Weighted]  
Academic and Social Support (ACSOCSUP)



\* The comparison group and cohort bars on this page INCLUDE your college.

**Survey of Entering Student Engagement - Walters State Community College (2017 Administration)**

**2017 Benchmark Means Report - Main Survey**

Comparison Group: Medium Colleges in the 2017 Cohort\*

Entering Students Only

[Weighted]

Academic and Social Support (ACSOCSUP)

		Your College	Medium Colleges		2017 Cohort	
Item	Variable	Mean	Mean	Effect Size**	Mean	Effect Size**
Item 18: Think about your experiences from the time of your decision to attend this college through the end of the first three weeks of your first semester/quarter.						
1 = Strongly disagree, 2 = Disagree, 3 = Neutral, 4 = Agree, 5 = Strongly agree						
18l. All instructors clearly explained academic and student support services available at this college [ACSOCSUP]	RESOURCE	4.09	3.90	0.20**	3.92	
18m. All instructors clearly explained course grading policies [ACSOCSUP]	GRADEPOL	4.35	4.26		4.27	
18n. All instructors clearly explained course syllabi (syllabuses) [ACSOCSUP]	SYLLABI	4.41	4.36		4.36	
18o. I knew how to get in touch with my instructors outside of class [ACSOCSUP]	FACMEET	4.39	4.29		4.30	
18q. At least one other student whom I didn't previously know learned my name [ACSOCSUP]	OSTUDNAM	4.19	4.10		4.11	
18r. At least one instructor learned my name [ACSOCSUP]	FACNAM	4.31	4.25		4.24	
18s. I learned the name of at least one other student in most of my classes [ACSOCSUP]	STUNAM	4.29	4.23		4.23	

\* The comparison group and cohort columns on this page EXCLUDE your college.

\*\* T-test: 2-tailed

If a row contains less than 50 respondents, interpret the comparison results cautiously.

**Survey of Entering Student Engagement - Walters State Community College (2017 Administration)**

**2017 Benchmark Frequency Distributions - Main Survey**

Comparison Group: Medium Colleges in the 2017 Cohort\*

Entering Students Only

[Weighted]

Academic and Social Support (ACSOCSUP)

Item	Variable	Responses	Your College		Medium Colleges		2017 Cohort	
			Count	Percent	Count	Percent	Count	Percent
Item 18: Think about your experiences from the time of your decision to attend this college through the end of the first three weeks of your first semester/quarter.								
18l. All instructors clearly explained academic and student support services available at this college [ACSOCSUP]	RESOURCE	Strongly disagree	6	1.1	389	1.8	1,584	1.6
		Disagree	22	3.8	1,535	6.9	6,542	6.7
		Neutral	85	14.6	4,364	19.7	18,352	18.8
		Agree	267	45.9	9,480	42.7	42,429	43.4
		Strongly agree	201	34.5	6,416	28.9	28,778	29.5
		<b>Total</b>	<b>582</b>	<b>100.0</b>	<b>22,184</b>	<b>100.0</b>	<b>97,684</b>	<b>100.0</b>
18m. All instructors clearly explained course grading policies [ACSOCSUP]	GRADEPOL	Strongly disagree	0	N/A	163	0.7	559	0.6
		Disagree	8	1.4	506	2.3	2,255	2.3
		Neutral	47	8.2	2,006	9.0	9,050	9.3
		Agree	258	44.7	10,203	46.0	44,556	45.6
		Strongly agree	264	45.7	9,322	42.0	41,385	42.3
		<b>Total</b>	<b>578</b>	<b>100.0</b>	<b>22,201</b>	<b>100.0</b>	<b>97,804</b>	<b>100.0</b>
18n. All instructors clearly explained course syllabi (syllabuses) [ACSOCSUP]	SYLLABI	Strongly disagree	4	0.7	121	0.5	396	0.4
		Disagree	4	0.6	354	1.6	1,626	1.7
		Neutral	41	7.1	1,597	7.2	6,944	7.1
		Agree	237	40.8	9,489	42.8	41,665	42.7
		Strongly agree	295	50.9	10,599	47.8	46,983	48.1
		<b>Total</b>	<b>581</b>	<b>100.0</b>	<b>22,159</b>	<b>100.0</b>	<b>97,614</b>	<b>100.0</b>
18o. I knew how to get in touch with my instructors outside of class [ACSOCSUP]	FACMEET	Strongly disagree	1	0.2	176	0.8	611	0.6
		Disagree	7	1.2	482	2.2	2,096	2.1
		Neutral	46	8.1	2,052	9.2	8,784	9.0
		Agree	235	40.8	9,589	43.1	42,518	43.4
		Strongly agree	286	49.7	9,942	44.7	43,886	44.8
		<b>Total</b>	<b>576</b>	<b>100.0</b>	<b>22,242</b>	<b>100.0</b>	<b>97,895</b>	<b>100.0</b>
18q. At least one other student whom I didn't previously know learned my name [ACSOCSUP]	OSTUDNAM	Strongly disagree	12	2.1	630	2.8	2,608	2.7
		Disagree	26	4.4	1,246	5.6	5,513	5.6
		Neutral	57	9.8	2,469	11.1	11,060	11.3
		Agree	233	40.3	8,794	39.5	38,259	39.1
		Strongly agree	251	43.4	9,118	41.0	40,497	41.3
		<b>Total</b>	<b>579</b>	<b>100.0</b>	<b>22,256</b>	<b>100.0</b>	<b>97,937</b>	<b>100.0</b>
18r. At least one instructor learned my name [ACSOCSUP]	FACNAM	Strongly disagree	7	1.2	351	1.6	1,606	1.7
		Disagree	8	1.4	774	3.5	3,679	3.8
		Neutral	57	9.9	2,004	9.1	8,913	9.2
		Agree	232	40.2	8,856	40.0	38,605	39.7
		Strongly agree	273	47.3	10,135	45.8	44,518	45.7
		<b>Total</b>	<b>578</b>	<b>100.0</b>	<b>22,120</b>	<b>100.0</b>	<b>97,321</b>	<b>100.0</b>

\* The comparison group and cohort columns on this page EXCLUDE your college.

**Survey of Entering Student Engagement - Walters State Community College (2017 Administration)**  
**2017 Benchmark Frequency Distributions - Main Survey**

Comparison Group: Medium Colleges in the 2017 Cohort\*

Entering Students Only

[Weighted]

Academic and Social Support (ACSOCSUP)

			Your College		Medium Colleges		2017 Cohort	
Item	Variable	Responses	Count	Percent	Count	Percent	Count	Percent
Item 18: Think about your experiences from the time of your decision to attend this college through the end of the first three weeks of your first semester/quarter.								
18s. I learned the name of at least one other student in most of my classes [ACSOCSUP]	STUNAM	Strongly disagree	4	0.8	426	1.9	1,843	1.9
		Disagree	24	4.1	901	4.0	4,202	4.3
		Neutral	41	7.0	1,893	8.5	8,635	8.8
		Agree	242	41.7	8,870	39.9	38,467	39.3
		Strongly agree	269	46.4	10,157	45.7	44,759	45.7
		Total	579	100.0	22,246	100.0	97,907	100.0

\* The comparison group and cohort columns on this page EXCLUDE your college.